

Scaled data based on original data using
LM-79-08 Approved Method: Electrical and Photometric Measurements of Solid-
State Lighting Products

Test Report Prepared for
Cooper Lighting Solutions
(formerly Eaton)

Brand: STREETWORKS

Report Number: P960009

Luminaire Tested: **NVN-SB1B-835-U-T1**

Issue Date: 1/21/2025

Test Information

Test Method: LM-79-08
Report Number: P960009
TEST IS SCALED FROM IESNA LM-79-08 TEST DATA (G2-2405-108-2)
Test Lab: INNOVATION CENTER
Issue Date: 1/21/2025
Manufacturer: COOPER LIGHTING SOLUTIONS (FORMERLY EATON)
Product Line: STREETWORKS
Catalog Number: NVN-SB1B-835-U-T1
Description: NAVION ROADWAY AND AREA HIGH DENSITY LED LUMINAIRE
(1) 80 CRI, 3500K, 450mA LIGHTSQUARE WITH 26 LEDS AND TYPE I OPTICS
Light Source: -
Ballast/Driver: -

Summary

Lumens per Lamp: N/A
Luminaire Lumens: 5298.2 lumens
Efficiency: N/A
Efficacy: 133.1 lumens/watt
Luminous Opening: Rectangular (W 0.5' x L: 0.5' x H: 0')
IES Classification: Type I - Short
BUG Rating: B2 - U0 - G2

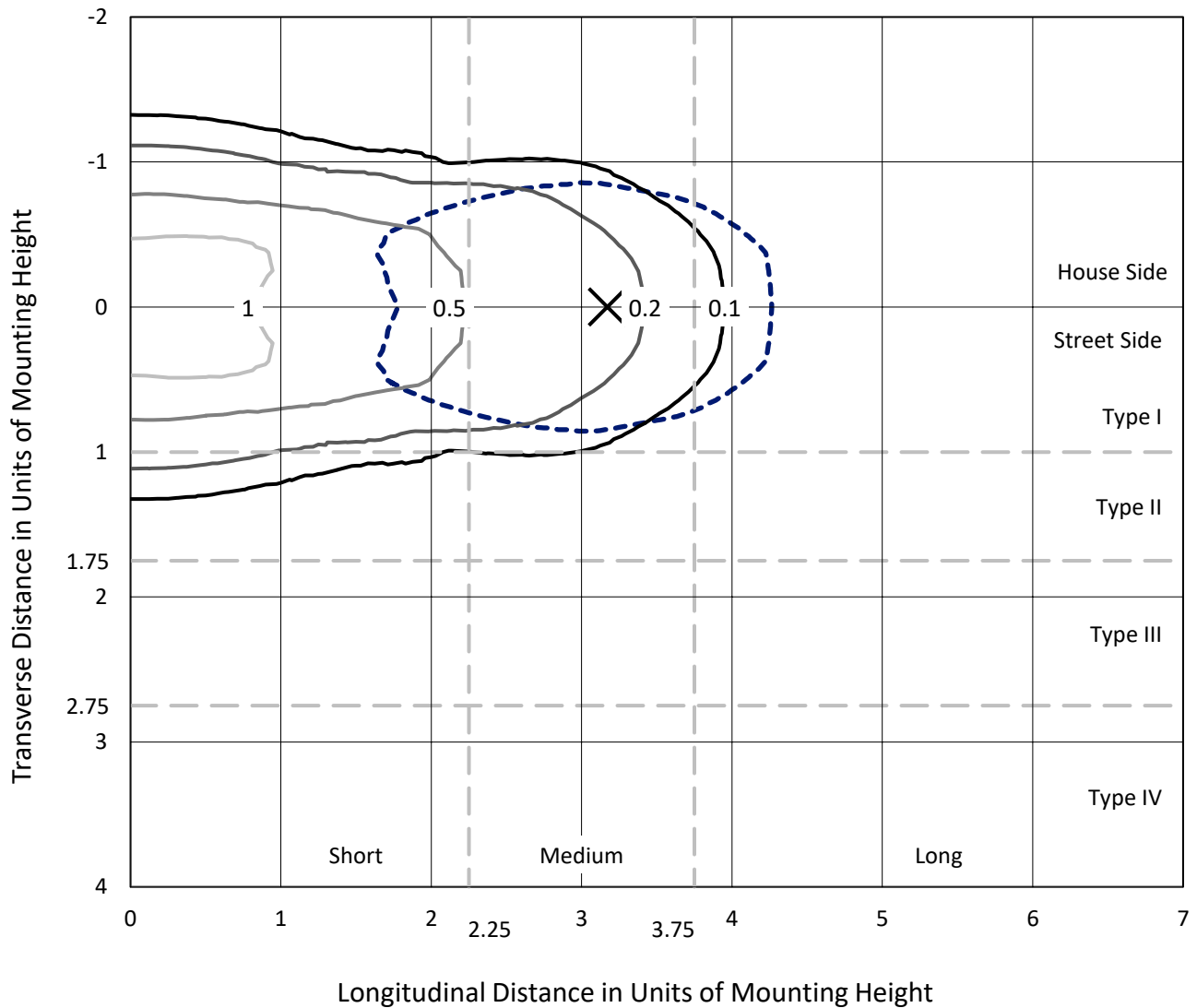
Input Watts (W): 39.8
Input Voltage (V): NR
Input Current (Ain): NR
Voltage Rise (V): NR
Power Factor: NR
Total Harmonic Distortion (THDi): NR
Frequency (hertz): 60
Stabilization Time: NR
Operation Time: NR
Ambient Temperature (°C): NR
Test Distance: 24 FT



REPORT NUMBER: P960009
 CATALOG NUMBER: NVN-SB1B-835-U-T1

Iso-Footcandle Lines of Horizontal Illumination

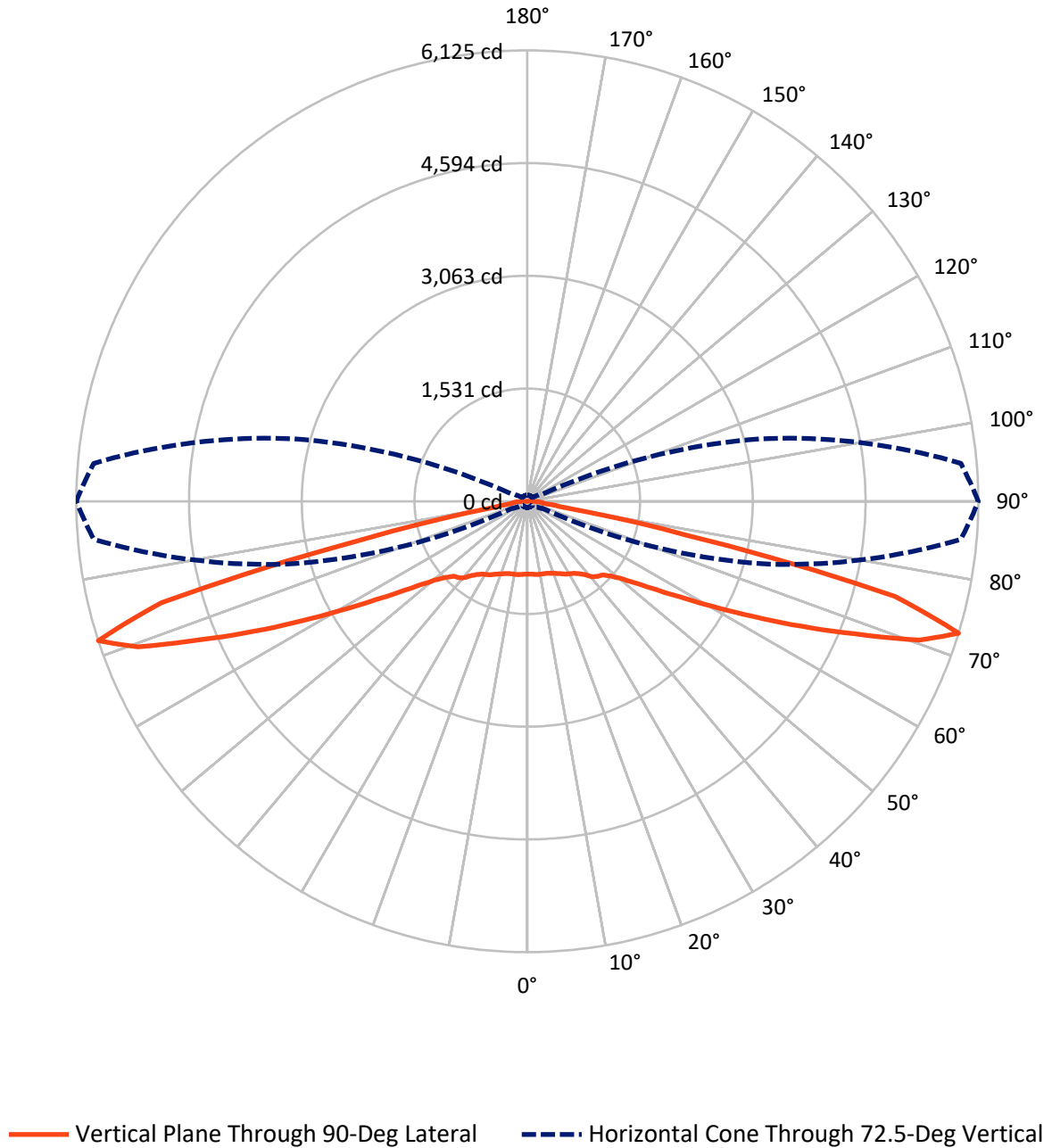
× Max cd
 - - - 1/2 Max cd



Based on 25 foot mounting height. Maximum calculated value = 1.6 fc
 Type I - Short - N/A

REPORT NUMBER: P960009
CATALOG NUMBER: NVN-SB1B-835-U-T1

Luminous Intensity Polar Plot



REPORT NUMBER: P960009
 CATALOG NUMBER: NVN-SB1B-835-U-T1

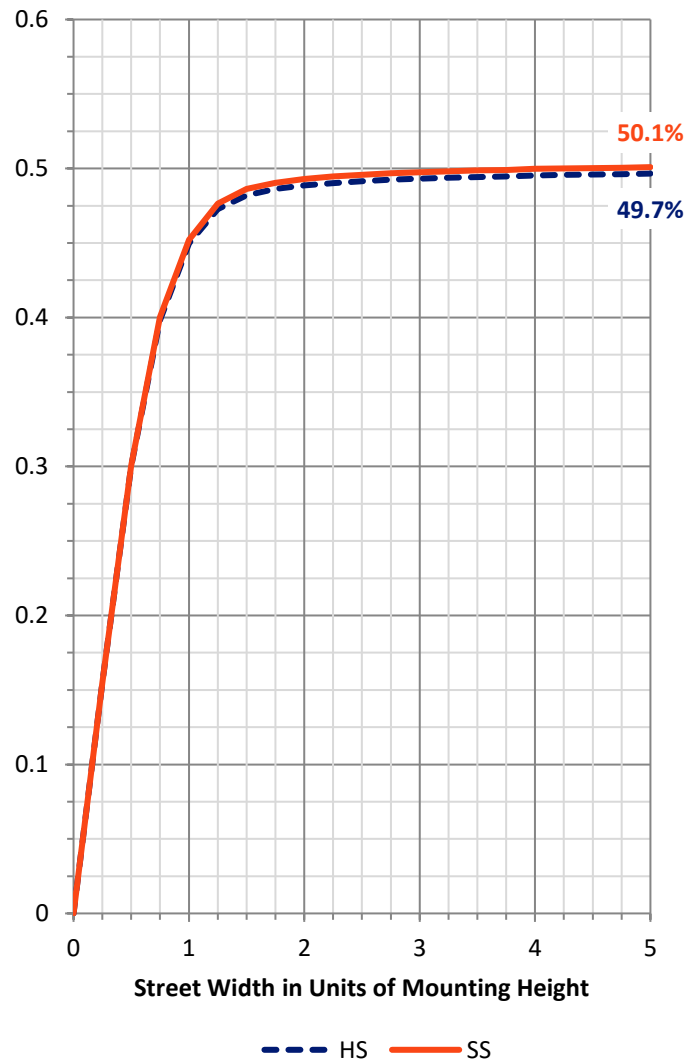
FLUX DISTRIBUTION:

		Downward	Upward	Total
House Side	Lumens	2649.1	0.0	2649.1
	% Fixture	50.0	0.0	50.0
Street Side	Lumens	2649.1	0.0	2649.1
	% Fixture	50.0	0.0	50.0
Total	Lumens	5298.2	0.0	5298.2
	% Fixture	100.0	0.0	100.0

ZONAL LUMENS:

Zone	Lumens	% Fixture
0°-10°	96.0	1.8
10°-20°	293.5	5.5
20°-30°	489.4	9.2
30°-40°	673.1	12.7
40°-50°	822.0	15.5
50°-60°	950.8	17.9
60°-70°	1133.6	21.4
70°-80°	791.2	14.9
80°-90°	48.6	0.9
90°-100°	0.0	0.0
100°-110°	0.0	0.0
110°-120°	0.0	0.0
120°-130°	0.0	0.0
130°-140°	0.0	0.0
140°-150°	0.0	0.0
150°-160°	0.0	0.0
160°-170°	0.0	0.0
170°-180°	0.0	0.0
0°-90°	5298.2	100.0
0°-180°	5298.2	100.0

Coefficient of Utilization



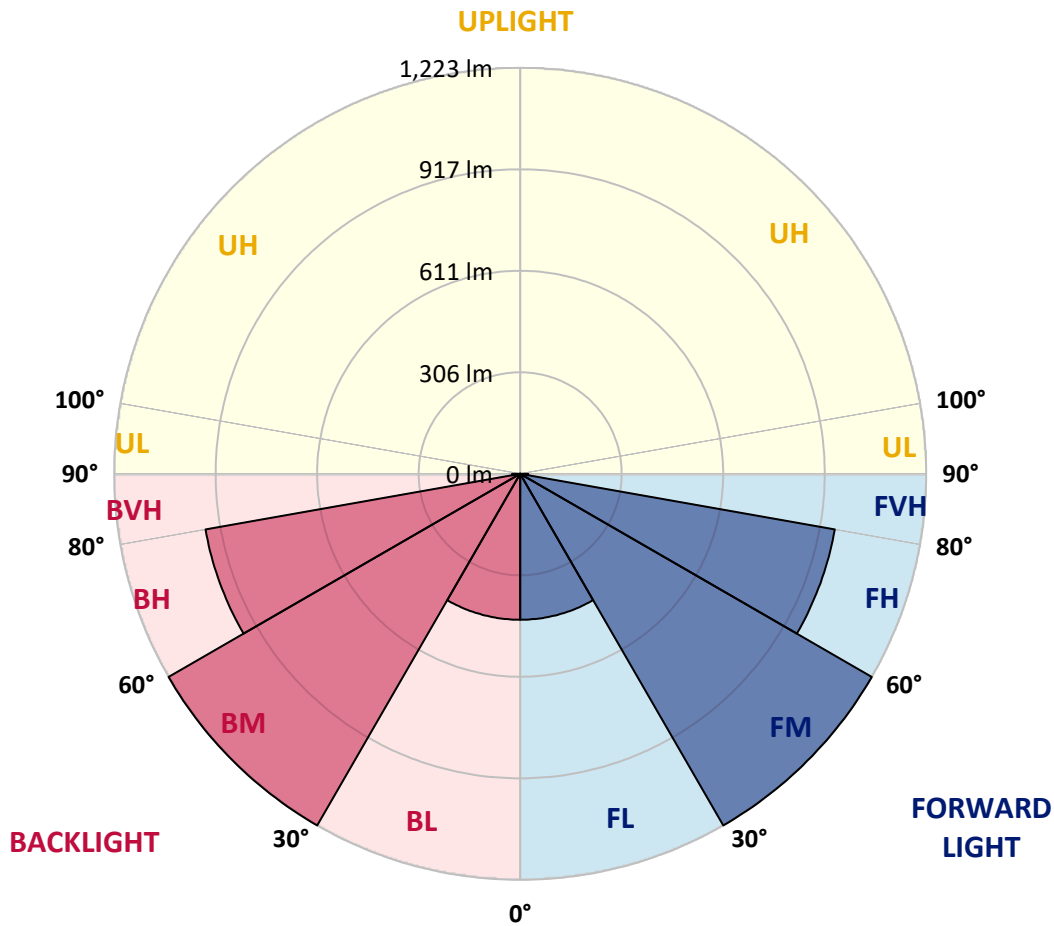
REPORT NUMBER: P960009
 CATALOG NUMBER: NVN-SB1B-835-U-T1

LUMINAIRE CLASSIFICATION SYSTEM LUMEN TABLE AND BUG RATING:

Zone	Lumens	% Fixture	Zone Rating/Lumen Limit		
			B	U	G
FL (0°-30°)	439.5	8.3			
FM (30°-60°)	1222.9	23.1			
FH (60°-80°)	962.4	18.2			G1/1800
FVH (80°-90°)	24.3	0.5			G1/100
BL (0°-30°)	439.5	8.3	B1/500		
BM (30°-60°)	1222.9	23.1	B2/2500		
BH (60°-80°)	962.4	18.2	B2/1000		G2/1000
BVH (80°-90°)	24.3	0.5			G1/100
UL (90°-100°)	0.0	0.0		U0/0	
UH (100°-180°)	0.0	0.0		U0/0	

BUG Rating: B2-U0-G2

Type I Short



REPORT NUMBER: P960009
 CATALOG NUMBER: NVN-SB1B-835-U-T1

CANDELA DISTRIBUTION (FULL):

	0°	5°	15°	25°	35°	45°	55°	65°	75°	85°	90°
0°	990.0	990.0	990.0	990.0	990.0	990.0	990.0	990.0	990.0	990.0	990.0
2.5°	990.9	992.0	992.0	991.2	993.1	991.5	991.5	990.6	991.5	990.6	990.6
5°	996.0	997.3	997.9	997.6	1000.2	998.8	998.8	997.6	997.9	997.0	997.0
7.5°	1005.5	1007.5	1008.6	1010.0	1013.7	1012.0	1010.9	1007.5	1006.0	1003.8	1003.8
10°	1008.6	1010.9	1014.5	1021.8	1030.3	1030.5	1027.2	1018.7	1012.3	1007.2	1006.3
12.5°	999.1	1002.1	1009.7	1024.7	1043.6	1051.1	1045.8	1031.7	1019.1	1010.0	1008.6
15°	987.0	990.4	1001.8	1024.4	1052.3	1070.0	1069.5	1050.8	1030.5	1016.5	1014.2
17.5°	968.1	971.5	988.1	1019.6	1059.0	1088.3	1096.1	1077.1	1048.6	1029.7	1026.6
20°	934.0	937.1	960.2	1004.4	1061.3	1107.7	1128.3	1111.4	1075.9	1050.3	1045.5
22.5°	889.8	894.6	921.6	978.2	1056.0	1128.0	1164.9	1153.3	1107.7	1072.3	1065.8
25°	842.4	847.6	879.0	946.1	1042.1	1142.7	1208.3	1200.9	1143.8	1099.5	1090.6
27.5°	801.7	807.0	841.3	914.3	1020.7	1148.3	1251.0	1254.7	1187.5	1129.7	1120.1
30°	769.6	774.6	811.2	888.7	993.1	1142.7	1288.5	1313.8	1231.9	1155.9	1142.1
32.5°	734.3	740.9	779.4	857.4	960.4	1129.1	1321.1	1377.8	1283.4	1184.1	1166.6
35°	689.8	695.8	736.4	814.6	917.7	1107.4	1348.5	1448.7	1357.2	1226.8	1207.4
37.5°	635.8	641.4	681.7	761.1	875.1	1077.1	1369.3	1528.7	1445.0	1288.5	1262.6
40°	581.5	586.8	624.5	701.4	824.2	1038.2	1376.7	1607.0	1545.9	1373.3	1345.6
42.5°	531.7	536.4	571.0	642.6	767.0	988.6	1367.0	1675.2	1636.2	1432.4	1396.9
45°	485.7	489.9	520.6	587.3	707.6	928.3	1338.3	1748.3	1743.8	1474.7	1426.8
47.5°	433.4	437.6	469.3	533.9	648.2	857.7	1289.7	1820.4	1893.4	1570.4	1515.2
50°	369.4	373.1	405.8	472.2	586.5	782.5	1222.0	1877.0	2082.0	1715.3	1646.2
52.5°	293.7	297.7	329.4	395.9	513.3	701.7	1133.0	1913.9	2299.9	1927.1	1841.8
55°	218.5	221.3	248.9	308.6	422.6	609.6	1021.5	1924.3	2547.1	2216.6	2109.9
57.5°	158.6	160.2	177.9	222.4	320.4	494.5	886.1	1897.3	2841.4	2587.7	2453.4
60°	128.4	128.9	134.3	154.1	222.7	364.4	722.5	1804.3	3160.7	3066.1	2896.9
62.5°	116.5	116.5	118.0	123.3	150.7	240.5	524.6	1611.7	3503.1	3670.6	3444.0
65°	108.4	108.4	109.0	111.5	118.8	153.1	331.2	1298.1	3791.8	4378.8	4092.2
67.5°	101.1	101.4	101.1	101.9	106.2	113.2	192.1	896.6	3947.2	5112.6	4803.2
70°	93.5	94.1	92.7	92.7	96.0	96.4	120.2	491.6	3818.2	5727.6	5646.2
72.5°	84.5	85.3	83.0	82.5	85.1	83.9	90.4	236.0	3278.2	5911.2	6125.2
75°	76.6	77.7	72.7	71.2	71.2	70.4	73.5	121.1	2127.6	4822.0	5157.7
77.5°	69.6	71.9	63.7	59.1	58.0	55.5	60.0	74.0	930.6	2263.9	2216.9
80°	57.4	60.6	52.4	47.0	45.1	42.2	47.4	51.8	276.8	525.7	503.5
82.5°	42.8	44.2	37.2	33.5	31.8	29.8	35.5	36.1	90.1	186.1	210.3
85°	27.3	27.9	22.9	19.7	18.9	18.0	22.5	19.7	34.3	136.8	198.7
87.5°	9.5	11.0	8.7	7.9	8.4	7.1	10.5	5.9	9.5	96.6	119.7
90°	0.0	0.0	0.0	0.0	0.0	0.0	0.0	0.0	0.0	0.0	0.0

(END OF REPORT)